



Allscripts TouchWorks  
EHR and LogiCoy  
PDMP Integration  
Overview

## Steps to View Prescription History of a Patient from the State of Illinois PDMP Database:

1. Provider logs into the EHR Application
2. Provider clicks on “Clinical Desktop”
3. Provider searches for a patient and selects a patient
4. Provider clicks on “Meds” tab on right pane
5. Provider clicks on “View PDMP Data” in the footer of right pane
6. A new window opens showing the patient’s prescription history

## Steps for Provider to Download Prescription History of a Patient from State of Illinois PDMP Database:

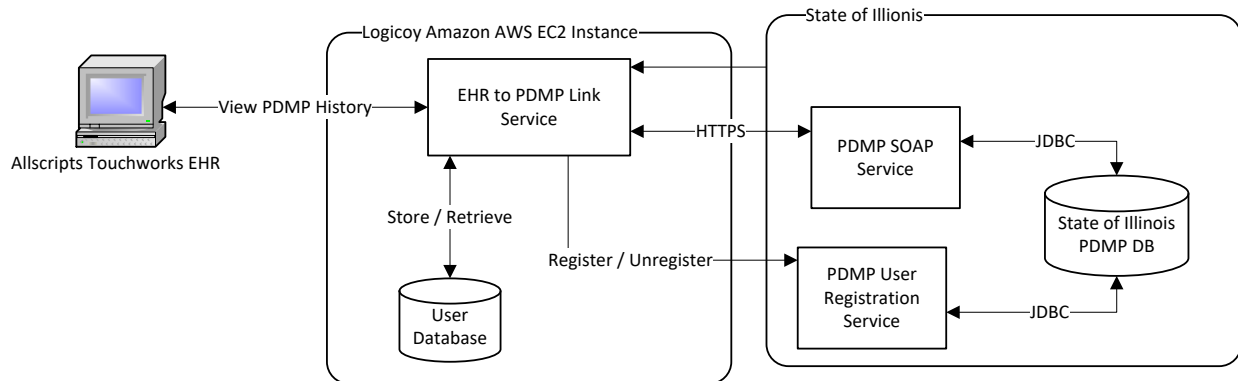
1. Provider logs into the EHR Application
2. Provider clicks on “Clinical Desktop”
3. Provider searches for a patient and selects a patient
4. Provider clicks on “Meds” tab on right pane
5. Provider clicks on “View PDMP Data” in the footer of right pane
6. A new window opens showing the patient’s prescription history
7. Provider clicks on “Download PDF” button. A PDF with the selected patient’s prescription history is downloaded to the provider’s system.

## Integration Application Functionality:

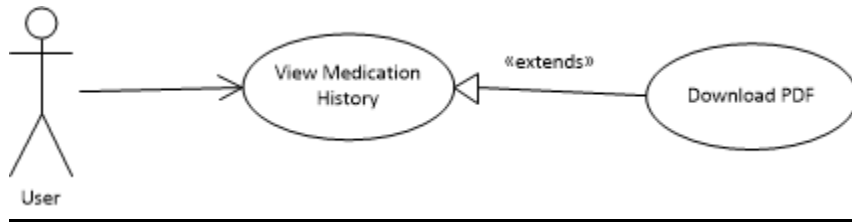
The State of Illinois, as a part of Prescription Drug Monitoring Program (PDMP), maintains its own PDMP database, which is utilized by healthcare providers across the state to lookup prescription drug history of a patient. LogiCoy currently has installed a web-based service called “PDMP Web Service.” It provides a patient’s prescription history data to the authorized users in SOAP/XML and REST format. This service is currently utilized by various EHRs across the state and is implemented using customized software.

The main purpose of this application is to facilitate access to State of Illinois PDMP data from Allscripts Touchworks EHR’s Patient Context.

## Architecture Overview

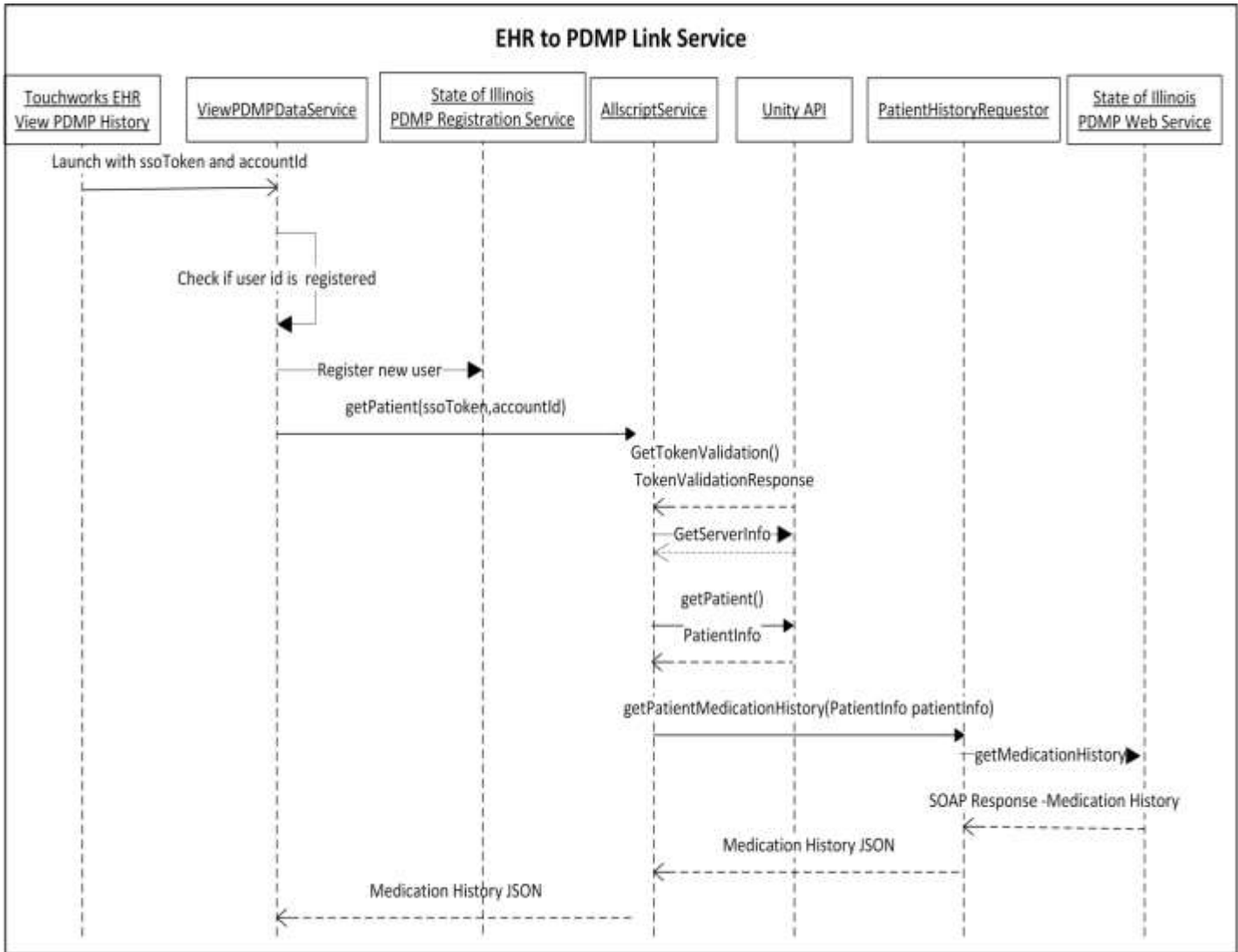


## Use Case Diagram



## Sequence Diagram

- User clicks on “View PDMP History” button.
- The button launches EHR to PDMP link service from Allscripts UI, passing the SSO Token and Account ID
- EHR to PDMP link service will retrieve the User ID & Account ID from URL parameters.
- It will check in local DB to see if the User ID is already registered
- If not registered, it will invoke PDMP registration web service, passing the User ID and Account ID as parameters. PDMP registration web service will return a secret key / password (GUID). **Note: PDMP registration service is accessible only to EHR to PDMP link service.**
- EHR to PDMP link service will store this secret key in its local DB
- If already registered, it will decrypt and look up the password from its local database
- Invoke PDMP web service with username & password in HTTP header



**Please visit following link for more PDMP info.**

<https://logicoy.com/pdmp/>

**Watch LogiCoy Allscripts TouchWorks and PDMP database integration demo here:**

<https://youtu.be/Gp9CvPIZ5M4>